



JHPS-32保护开关

PROTECTION SWITCH

超过30年的领先技术经验，致力于成为世界领先的电器制造商



JHPS-32保护开关



Protection Switch



■ 主要用途/ Main purpose

JHPS-32产品适用于额定电压为230V,额定电流不大于32A的柜机空调、即热式电热水器、热泵式电热水器,太阳能热水器等家用电器。产品给电源线为接线式的家用电器提供开、关电源功能。

JHPS-32 products are suitable for household appliances such as cabinet air conditioners, instant heating electric water heaters, heat pump electric water heaters, and solar water heaters with a rated voltage of 230V and a rated current of no more than 32A. The product provides power on and off functions for household appliances with wired power cords

■ 型号命名/ Select code

含义介绍 Introduction to Meaning	JH	PS	-	32
	温州金宏电器有限公司 Wenzhou jinhong electrical appliance co.,LTD	保护开关 Protection Switch		壳架等级 Shell frame level

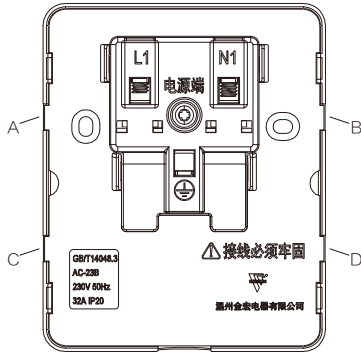
GB/T 14048.3 IEC 60947-3

■ 产品规格/ Specifications

额定电流 Rated current	32A	
额定电压 Rated voltage	230V~	
额定频率 Rated voltage	50Hz	
短路接通 Short circuit connection	1500A	
使用类别 Usage Category	AC-23B	
海拔高度 Altitude	≤2000m室内/Indoor	
环境温度 Air temperature	-5°C~ +40°C 24h平均值 ≤35°C	
环境湿度 Ambient humidity	+40°C温度时 ≤50%RH	-20°C温度时 ≤90%RH
安装场所 Installation site	无振动、无雨雪、不潮湿室内场所/No vibration, no rain or snow, and no humidity indoors	
固定方式 Fixed method	螺钉固定安装在室内墙壁埋入式接线盒上/Screw fixed installation on indoor wall embedded junction box	
物料清单 Bill of materials	开关1台/1 switch	M4X48安装螺钉2颗/2x M4X48 mounting screws

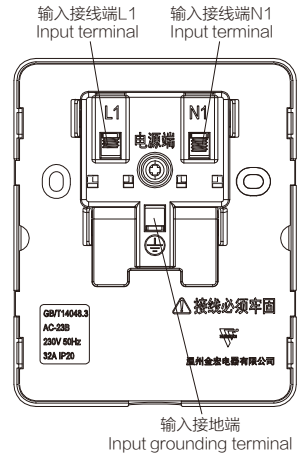
注:安装使用产品时,务请仔细阅读本产品说明书/ Please read this product manual carefully when installing and using the product.

1 取下面板/Remove the panel



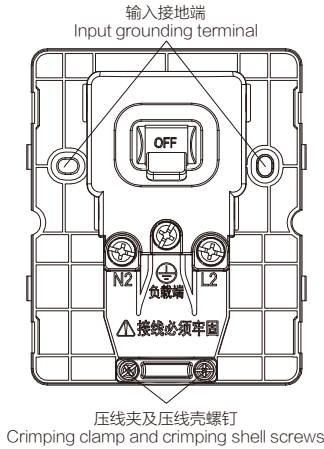
打开包装,清点物料是否齐全,用一字螺丝刀将面板 A、B、C、D处将面板向外撬开取下

2 连接电源线/Connecting the power cord



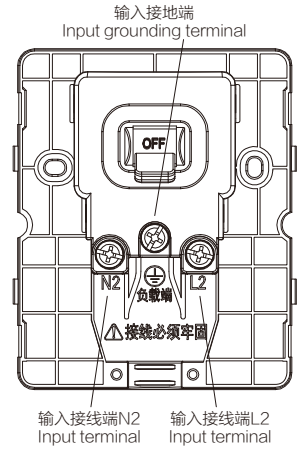
确保电源线不带电后,再剥去电源线的绝缘层10mm左右,火线连接L1端,零线连接N1端,地线连接地线端,切勿接错,再拧紧这三个螺丝

3 取下压线夹/Remove the wire clamp



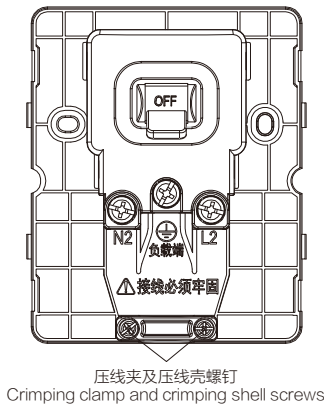
开关安装到线盒内注意不要压到线电源线,拧紧M4安装螺钉;再拧松压线夹螺丝,取下压线夹,以便下个工序

4 连接用电设备/Connecting electrical equipment



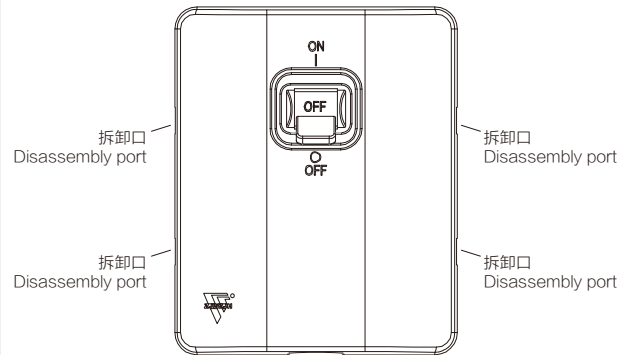
将用电设备的电源线,火线连接L2端,零线连接N2端,地线连接地线端,切勿接错,再拧紧接线端的螺丝

5 装上压线夹/Install the crimping clamp




电缆线连接好后,将电缆线推放在压线夹处,再拧紧压线夹螺丝固定,压线夹一定要压住电缆线的外绝缘片

6 罩上面板/Cover panel



最后罩上面板,安装过程完成

 本文件已打印在生态纸上

 本手册属温州金宏电器有限公司印制，仅用于说明本系列产品的相关信息。金宏电器可能因技术升级或采用更新的生产工艺而改进手册有关内容，或对本手册的印刷错误及不准确的信息进行必要的改进和更改，恕不另行通知。商家订货时请联系公司，以证实相关信息。



温州金宏电器有限公司
WENZHOU JINHONG ELECTRICAL APPLIANCE CO., LTD

更专业的技术服务



www.wzjh.cc



T +86-577-57187518
F +86-577-57187788
E admin@wzjh.cc

Address

浙江省乐清市城东产业功能区永兴二路10号
Yongxing second Road 10#, Chengdong industrial
functional area, Yueqing city, Zhejiang Province.