



# J16金属按钮开关

## Metal Button Switch

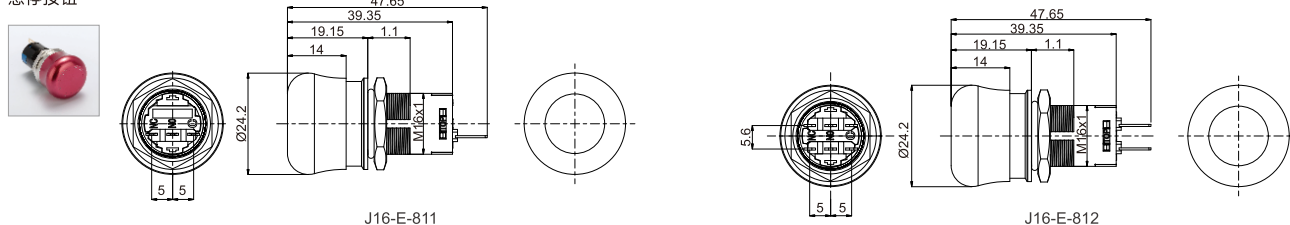
### J16-E 急停按钮

#### J16-E Emergency Stop Button



外观 Appearance	头部形状 Shape of top	操作类别 Operation	安装方法 Method	开关组合 Contact Configuration	触点 Contact	产品型号 Model	外壳材料 Crust material
	急停按钮 Emergency Stop Button	推锁旋放式 Push-lock Turn-reset	拆装式 Combined Structure	1NO+1NC 2NO+2NC	单刀/SPDT	<b>J16-E-811</b>	不锈钢 Stainless steel
					双刀/DPDT	<b>J16-E-812</b>	

### 外形尺寸图 Dimensions

急停按钮



### 连接器 Connector

外观 Appearance	按钮型号 Button type	主触点 Main contacts	带灯类型 Illuminated type	产品型号 Model
	<b>J16-E</b>	1组 1pair	J16-E连接器单刀不带灯	<b>J16-E-3P</b>
			J16-E连接器单刀带灯	<b>J16-E-5P</b>
		2组 2 pair	J16-E连接器单刀不带灯	<b>J16-E-6P</b>
			J16-E连接器双刀带灯	<b>J16-E-8P</b>
	<b>J16-E-HK</b>	1组 1pair	J16-E-HK连接器单刀不带灯	<b>J16-E-HK-3P</b>
			J16-E-HK连接器单刀带灯	<b>J16-E-HK-5P</b>
		2组 2 pair	J16-E-HK连接器单刀不带灯	<b>J16-E-HK-6P</b>
			J16-E-HK连接器双刀带灯	<b>J16-E-HK-8P</b>

### 连接示意图 Connection diagram

